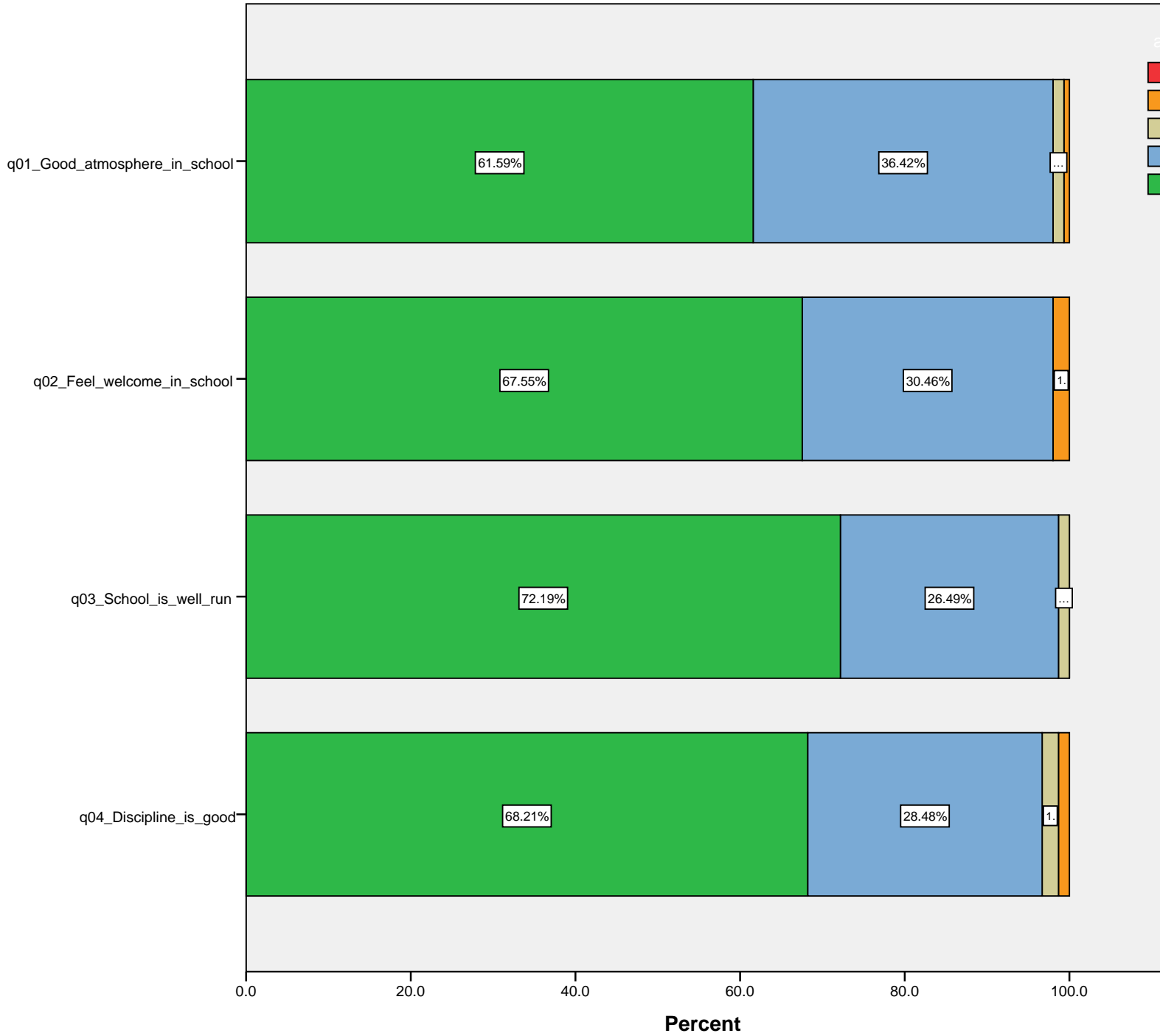


### Summary Analysis Parent Data<sup>a</sup>

03/02/2017	Strongly Agree		Agree		Don't Know		Disagree		Strongly Disagree	
	Count	Row N %	Count	Row N %	Count	Row N %	Count	Row N %	Count	Row N %
Q1 There is a good atmosphere in the school	93	61.6%	55	36.4%	2	1.3%	1	0.7%	0	0.0%
Q2 I feel welcome in the school	102	67.5%	46	30.5%	0	0.0%	3	2.0%	0	0.0%
Q3 The school is well run	109	72.2%	40	26.5%	2	1.3%	0	0.0%	0	0.0%
Q4 Discipline is good in the school	103	68.2%	43	28.5%	3	2.0%	2	1.3%	0	0.0%
Q5 My child feels safe and well looked after in the school	100	66.7%	48	32.0%	0	0.0%	2	1.3%	0	0.0%
Q6 My child is treated fairly and respectfully in the school	105	69.5%	39	25.8%	2	1.3%	5	3.3%	0	0.0%
Q7 The school helps my childs social and personal development	98	65.3%	48	32.0%	2	1.3%	2	1.3%	0	0.0%
Q8 I have been informed of the schools code of behaviour_ school rules	104	69.3%	45	30.0%	1	0.7%	0	0.0%	0	0.0%
Q9 I have been informed of the schools anti bullying policy	102	68.0%	40	26.7%	5	3.3%	3	2.0%	0	0.0%
Q10 I know who to approach in the school if my child experiences bullying	106	71.1%	42	28.2%	0	0.0%	1	0.7%	0	0.0%
Q11 I am confident that if my child experiences bullying the school will act promptly and effectively	92	60.9%	49	32.5%	8	5.3%	2	1.3%	0	0.0%
Q12 My child enjoys school	94	62.7%	51	34.0%	1	0.7%	3	2.0%	1	0.7%
Q13 Teaching is good in the school	108	72.0%	40	26.7%	0	0.0%	2	1.3%	0	0.0%
Q14 I have been informed of the details of the relationships and sexuality policy of the school	92	61.3%	45	30.0%	8	5.3%	5	3.3%	0	0.0%
Q15 The school is helping my child to progress with reading	119	78.8%	27	17.9%	3	2.0%	1	0.7%	1	0.7%
Q16 The school is helping my child to progress in Maths	112	74.2%	34	22.5%	1	0.7%	3	2.0%	1	0.7%
Q17 My child has a PE lesson each week	114	76.0%	32	21.3%	1	0.7%	2	1.3%	1	0.7%
Q18 My child is doing well in school	111	74.0%	37	24.7%	1	0.7%	0	0.0%	1	0.7%
Q19 I am happy with the amount of homework my child gets	84	56.0%	52	34.7%	9	6.0%	2	1.3%	3	2.0%
Q20 School reports give me a good picture of how my child is doing	105	70.0%	42	28.0%	2	1.3%	0	0.0%	1	0.7%
Q21 The school consults me if my child needs extra help	100	66.2%	33	21.9%	13	8.6%	3	2.0%	2	1.3%
Q22 I know who to talk to in the school if there is a problem	117	78.5%	31	20.8%	0	0.0%	1	0.7%	0	0.0%
Q23 I am satisfied with the arrangements for parent_ teacher meetings	103	69.6%	38	25.7%	2	1.4%	4	2.7%	1	0.7%
Q24 The school regularly seeks the views of parents on school matters	62	42.2%	50	34.0%	21	14.3%	12	8.2%	2	1.4%
Q25 The board of management reports annually to parents on the work of the school	69	46.3%	46	30.9%	25	16.8%	7	4.7%	2	1.3%
Q26 The parents association keeps me informed about its work	59	40.4%	45	30.8%	27	18.5%	12	8.2%	3	2.1%
Q27 Overall I am happy with the school	119	79.3%	29	19.3%	0	0.0%	2	1.3%	0	0.0%

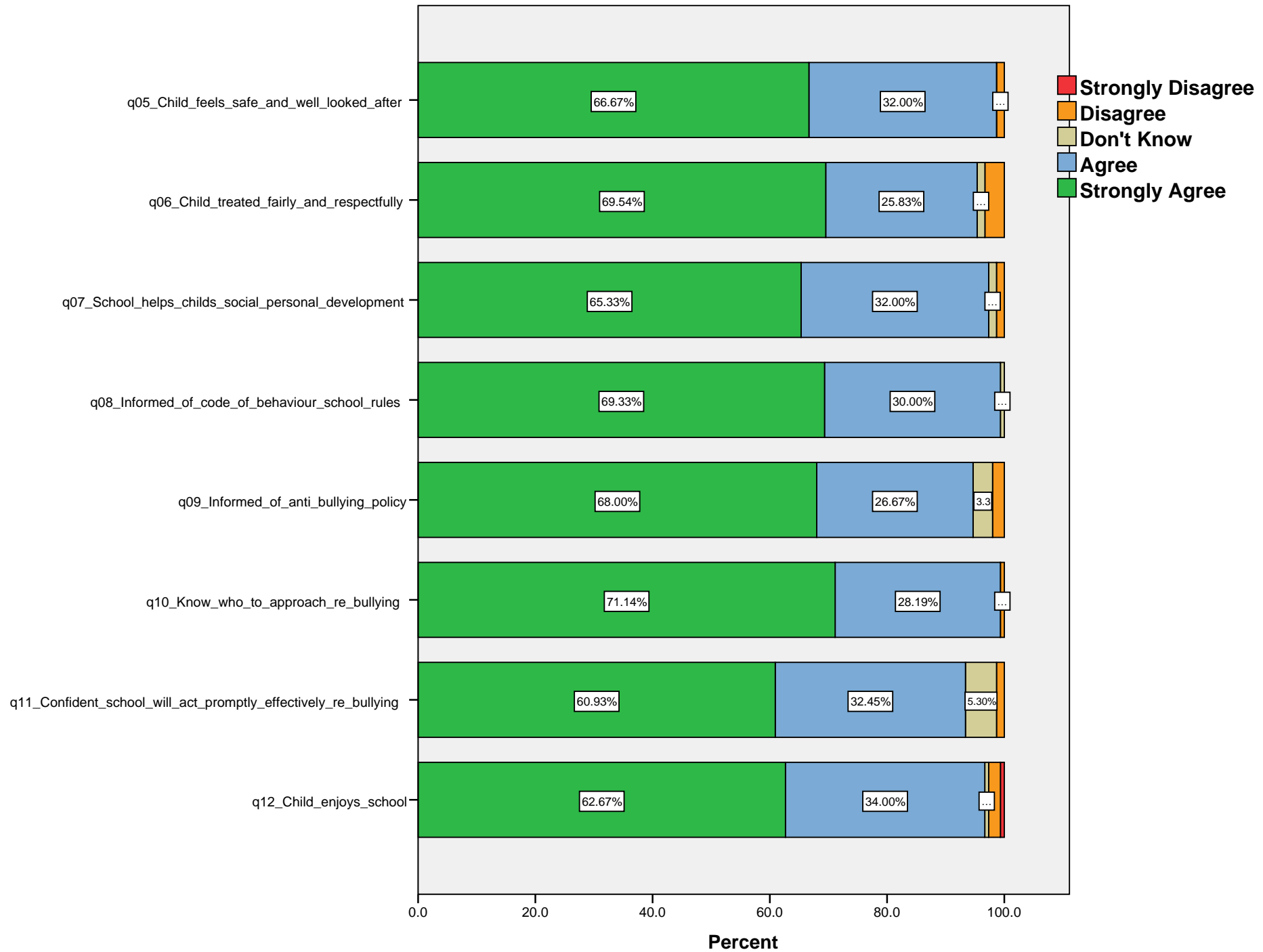
a. Roll = 17217T

The\_school\_in\_general

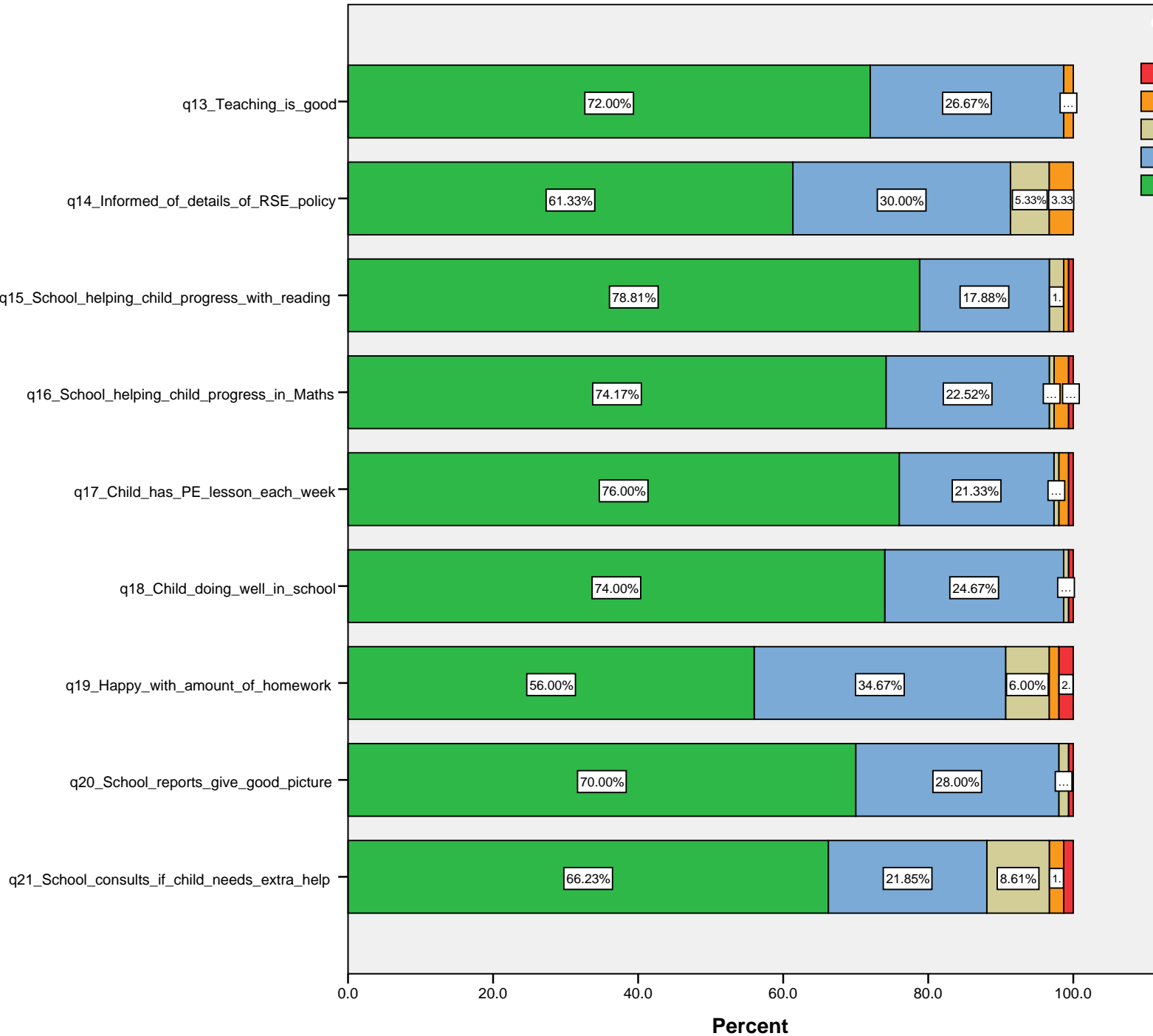


- Strongly Disagree
- Disagree
- Don't Know
- Agree
- Strongly Agree

**The\_school\_and\_my\_child**



Teaching and learning in the school



- Strongly Disagree
- Disagree
- Don't Know
- Agree
- Strongly Agree

**The\_school\_and\_parents**

